




Tupperware®



GET STARTED WITH THE REAL PARTY PEOPLE

U.S. GETTING STARTED GUIDE

EFFECTIVE AS OF FEBRUARY 1, 2024

WELCOME

Welcome to Tupperware! As President of Tupperware U.S. & Canada, I could not be more proud to welcome YOU to the Tupperware family. Whatever your goals may be, you're about to see for yourself the benefits of loving what you do.

We have put together different programs to provide you with suggestions on how to execute your unique business plan. You can now be earning as you share incredible products and solutions that help people meal prep with ease, and also make a positive impact by wasting less food and avoiding single-use plastic. We are proud to offer a product that has allowed consumers to lighten their environmental footprint for many years now and will continue in the future. We believe that there's no time to waste when it comes to making a positive difference for our planet as well as a positive difference for everyone around you.

You've joined at such an exciting time because Tupperware parties are now happening everywhere. You will see the home party is just as strong as ever. But you also have the option to party online as well. The options are endless when it comes to connecting with customers from all over. Being able to work YOUR business around YOUR schedule and what suites YOU best. However you Party, just Party.

Now, let me ask you: where will the party take you?

Peter Swanson

President Direct Selling,
Tupperware U.S. & Canada

Effective as of February 1, 2024



Airtight, unbreakable containers were the invention of chemist Earl Tupper in 1946. They were found in a local hardware store by a friend of Brownie Wise who shared them with her. Immediately she thought they were amazing products and pioneered sharing Tupperware with others through the Tupperware Home Party. Her journey led her to become the first female executive and the first woman featured on the cover of Business Week magazine. The knowledge she passed along to thousands of other women, made Tupperware into the company it is today. She believed in herself, and in the power that lies within each person to write their own story.



THINK BIG.

What is it you want to achieve: more free time, free products, debt-free lifestyle, vacations or cars? Decide on your purpose for joining Tupperware and set your goals.



Think **BIG, START**
small, begin **NOW!**

We can't wait to see where
you will take the party.

WHAT TO DO, WHERE TO START, **JUST START NOW!**

- **SNAP PICTURES OR A VIDEO WHILE YOU UNBOX YOUR NEW TUPPERWARE KIT.** Take a selfie or even go live to share the exciting news! You can use these for direct messages, on your social media, or even just for fun.
- **REVIEW THE BUSINESS KIT FLYER THAT IS INCLUDED IN YOUR TUPPERWARE KIT.** This will give you great recipes and word choices when sharing the products.
- **PRACTICE USING YOUR TUPPERWARE PRODUCTS WHILE MAKING THE DELICIOUS RECIPES.** Snap some pictures or videos to share with your friends and family, as well as on social media!
- **BE SURE TO TAKE A LOOK AT AND COMPLETE THE PAGES IN THIS GUIDE.** Building your contact list, booking your first parties, being prepared and having FUN are keys to success. If you have any questions, your upline will be there every step of the way.
- **SET UP YOUR WEBSITE SO YOUR FRIENDS, FAMILY AND ACQUAINTANCES CAN START SHOPPING WITH YOU.** The first time you log in to MyOffice.Tupperware.com, we recommend taking advantage of the Pro website option because the first 90 days for new subscribers is on us! This includes TuppSocial, a great platform to help you create your social posts as well as Consultant Finder.
- **DISCOVER ALL THE NEW PRODUCTS AND INCENTIVES YOU CAN EARN IN ADDITION TO YOUR 25% RETAIN PROFIT ON YOUR TUPPERWARE RETAIL SALES.** Confident Start, monthly Party Perks incentives, recognition and so much more are the extras you don't want to miss. Set goals and track your progress as you book, sell and recruit to kick off your business.
- **VISIT TUPPNOW FOR THE COMPLETE LIBRARY AND HOW TO'S OF YOUR TUPPERWARE BUSINESS.** Complete Tasks, watch quick videos on how to set up and submit parties, learn about products, recipes, and of course tips for booking and recruiting as well. When you have time, complete the Tasks and browse the Knowledge Center. TuppNow can be accessed through MyOffice.Tupperware.com.
- **ADD YOUR WEBSITE, CONTACT INFORMATION AND SOCIAL HANDLES ON YOUR CATALOGS AND ANYWHERE YOU SHARE TUPPERWARE.** You want to make sure your Hosts, Customers and future Customers all know where to follow and connect with you.

More details on all of this will be explained throughout this Getting Started Guide.



START SMALL.

You have the opportunity to bring people together, at home or virtually, while sharing Tupperware. Make your contact list today. Keep reading for tips on maximizing your existing social networks and learn more about the Tupperware Party.

FIRST 30 DAYS CHECKLIST






STEPS TO SUCCESS

Follow these Steps to Success and plan ahead to create a schedule that works for you. Your first 30 days are crucial to your business, and your Tupperware family will be there to cheer you on along the way.

- Explore [MyOffice.Tupperware.com](https://myoffice.tupperware.com).
- Create a list of people you want to do business with using the **"FRANK"** model and your **T-Zone**.
- Schedule and hold a launch party** in the next 5–7 days to share with family and friends: _____
- Connect with your upline** to learn more about social media, developing an online business, and additional training opportunities.
- Explore your kit products** and practice your demonstration.
- Attend a **live or virtual training party** AND the next **Tupperware sales** meeting. Be sure to get the dates from your upline. The next meeting is: _____
- Schedule your first four parties.** Meeting new customers and future hosts will set you up for great success. Make it a goal to achieve Confident Start levels and monthly Party Perks incentives too!
- Explore and complete Tasks in TuppNow.** These quick trainings and videos will give you the confidence to start now. The Welcome category is where you want to start.
- Make it a point to **consistently use, love and share** your new Tupperware products.

CREATE YOUR CONTACT LIST WITH FRANK

You may not have heard of Frank, but he knows pretty much everyone and will help you build your initial contact list. To begin building your contact list, add your:

	FRIENDS _____
	RELATIVES _____
	ACQUAINTANCES _____
	NEIGHBORS _____
	KIDS' FRIENDS' PARENTS _____

TAKE CARE OF YOUR T-ZONE!

NOT THAT ONE, YOUR TUPPERWARE ZONE.

Reach out to your neighbors in your "T-Zone" to let them know you're a Tupperware Independent Consultant with incredible Host rewards and party recipes to share.





“

Success is not having something, or being somebody. Success is doing something.

Brownie Wise

BOOKING PARTIES & WORD CHOICES

As you are starting your business, you'll want to reach out to those on your FRANK list & in your T-zone. Here are three easy steps and word choices to start the conversation. Make a phone call, send a text or even a dm. Just start now.

1

SHARE WHY THEIR NAME CROSSED YOUR MIND:

Hi ___! I just joined Tupperware! Of course I'm excited and I thought of you because you (love time saving tips in the kitchen, love to cook, love to entertain, love fresh fruits and vegetables, etc.)

2

POINT OUT THE BENEFIT:

I have some (great products I know you will appreciate, fun recipes that everyone will love, storage ideas to keep your food fresher longer, etc.)

3

ASK THEM TO BOOK A PARTY:

I would love to have a get-together with you and your friends for a fun demo while you earn free products! Being new, practicing with those I know best is a great way to start!

FOR MORE INFORMATION, WORD CHOICES, AND TIPS ON WHAT TO LISTEN AND LOOK FOR, VISIT THE KNOWLEDGE CENTER IN TUPPNOW.

HOST REWARDS

Sharing the amazing rewards you can offer to Hosts is pretty much the best way to book parties. So what can Hosts enjoy when they book a party? Tupperware Hosts can party their way to exclusive, half-off and FREE products based on their party's total sales. The bigger the party, the bigger the rewards. See your current catalog and sales brochure for complete details regarding the Host Gift Specials.

KNOW YOUR HOST REWARDS

Your hosts can earn Free Host Credit, Half Off selections, And Exclusive Thank you Gifts! Host Credit can also be used on exclusive Host Gift Sets. (*subject to change)

PARTY SALES	HOST CREDIT EARNED	HALF-OFF ITEMS	THANK YOU GIFTS
\$200-\$299	N/A	N/A	1
\$300-\$499	10% OF PARTY SALES (\$30-\$50 IN HOST CREDIT)	1	1
\$500-\$999	15% OF PARTY SALES (\$75-\$150 IN HOST CREDIT)	2	1
\$1,000 or more	20% OF PARTY SALES (\$200 OR MORE IN HOST CREDIT)	3	1



SEE IT TO BELIEVE IT, TRY BEFORE YOU BUY, HAVE SOME FUN WITH FRIENDS WHOSE OPINION YOU TRUST ON GREAT PRODUCTS:

the party and the product demonstration (whether in person or virtually) remains the heart of our business.



LET'S PARTY!

Tupperware parties bring people together, at home and virtually. Guests will appreciate learning the incredible features and benefits of our products.

FOR MORE INFORMATION, WORD CHOICES, AND PARTY TIPS, VISIT THE KNOWLEDGE CENTER IN TUPPNOW.

ONE2ONE SUCCESS FORMULA

+ HOLD 1 PARTY PER WEEK (IN PERSON OR VIRTUAL)

+ DATE 2 PARTIES FROM THE PARTY

+ IDENTIFY 1 POTENTIAL NEW UNIT MEMBER FROM THE PARTY


Follow this suggested formula to get off to a great start, along with the help of your upline. Check out TuppNow for more training and demonstration ideas.

PARTY TIPS

3 TIPS TO ENSURE HOSTS AND CUSTOMERS WILL RETURN TO YOU:

- ➡ **When they learn, they return.** Bring a few fun facts or tips to your parties to go along with your demo. Think "Did you know?" (Example: To keep potatoes from sprouting, place an apple with the potatoes and store in a cool dry place.)
- ➡ **Always leave them wanting more.** Bring up another "Did you know?" but don't tell them the answer. Tell guests you'll let them know the next time you get together. 😊
- ➡ **Have fun.** Be authentic and be real. When you're you, it shows.

Not only will your customers and hosts appreciate your passion and knowledge, but they will also come back to support your Tupperware business.



HOWEVER YOU PARTY, JUST PARTY!

Parties serve as the foundation for building a robust Tupperware business. They contribute to increased sales and expanded networks, potentially resulting in fresh bookings in your calendar and new additions to your own Tupperware team. The best part is you have the freedom to customize your parties to suit your preferences and your hosts as well, whether that be hosting them in-person, virtual, showcasing a cooking demonstration, custom kitchen planning or even passing out catalogs to collect orders. Sharing the products you love with customers or groups of people is simply a party.



IN-PERSON OR IN-HOME PARTY

Within the comfort of their own home or desired location, hosts will invite guests for an intimate hands-on experience where they will learn about the features and benefits of Tupperware® products. It's an opportunity to engage in conversations, try out recipes and products, ask questions and have fun!

VIRTUAL PARTY

Facebook parties, Messenger parties, WhatsApp parties, and other forms of social media platforms are all virtual party possibilities where hosts and guests will learn about the features and benefits of Tupperware® products, just virtually through videos and live segments. Virtual parties offer the advantage for those with friends and family who live at a distance. Party anywhere, anytime. You're in control.



CULINARY EXPERIENCE PARTY

A Culinary Experience party is a great option for hosts and guests to showcase cooking techniques, delicious family recipes that you love and of course Tupperware® products. These parties are entertaining for everyone involved and aim to inspire guests to utilize their new Tupperware® products and recipes in their own kitchen. Most importantly, guests will get to taste the creations. You can also party virtually utilizing your social media with cooking segments, where it's your own cooking show.

CUSTOM KITCHEN PLANNING

Tupperware Custom Kitchen Planning is a unique opportunity for guests to learn the ins and outs of kitchen organization and storage solutions. From maximizing storage and pantry solutions using Modular Mates® Containers, to also decluttering countertops and refrigerators using FridgeSmart®. All of which enhance their cooking experience, saving time, reducing waste and maintaining a clutter-free kitchen environment. We have many different product lines that offer solutions for everyone.



CATALOG PARTY

Hosts and guests can learn more about Tupperware thru passing around the seasonal catalog, the monthly sales brochure, and of course the link to your personal website. A Catalog Party can also be a virtual party by sending a link to the catalog and your personal website. This is another great opportunity to meet new Customers, even if not in person or virtually.

FOR MORE INFORMATION AND PARTY IDEAS,
CONNECT WITH YOUR UPLINE TODAY!



CROWD PLEASING RECIPES

START PARTYING WITH TOP-SELLING TUPPERWARE® PRODUCTS IN YOUR KIT.

Have fun demonstrating delicious, engaging recipes at your parties AND start earning commission and rewards right away!

Here are two crowd-pleasing recipes to highlight products in your new kit:



PICO DE GALLO

- 1 jalapeño or serrano pepper, deseeded
- 6 sprigs of cilantro
- 1 white onion, peeled and quartered
- 2 Roma tomatoes, quartered
- 2 tbsp. lime juice
- Salt to taste



GUACAMOLE

- ½ white onion, peeled and quartered
- 4 sprigs of cilantro
- 1 avocado, pitted
- 1 tsp. lime juice
- Salt to taste
- ½ tomato, quartered (optional)

1. In the base of the **SuperSonic™ Chopper Compact** or **SuperSonic™ Chopper Extra**, add ingredients one or two at a time in the order they are listed. Replace cover, then pull cord until finely chopped. (If using the SuperSonic™ Chopper Compact, you may need to chop the ingredients in stages, adding them to the **Thatsa® Jr. Bowl** as they are chopped.)
 2. Mix in any seasonings, liquids, or soft ingredients using the **Silicone Spatula**.
 3. Utilize the pieces in your kit for serving. Serve Pico de Gallo or Guacamole with chips, crackers, or sliced vegetables. Sweet Butter Spread can be served with toasted bread, pancakes, or muffins.
- See your kit insert flyer for these recipes and more.**



Visit **TuppNow**
for more delicious recipes that
your party guests will love!

FOR MORE INFORMATION ON THE OTHER BUSINESS KITS & STARTER RECIPES, VISIT THE KNOWLEDGE CENTER IN TUPPNOW.

When I came to Tupperware we were broke and I was broken. My confidence was next to nothing. In Tupperware, I found myself again. I found the person inside me that was buried under the debris of failed businesses and a lack of confidence. I can honestly say it has made me a better wife, mother, and friend.

The Party gives me the opportunity to meet people I never would have met otherwise. I absolutely love the relationship that you have with someone when you are both working together towards a common goal!

The flexibility Tupperware offers is second to none! When life gets hectic, you can shift to more virtual options that you can do from anywhere and when your schedule allows it, you can do more in person activities. There are so many routes you can take to reach your goal! I tell people if you have a will, we will find you the way. Try all the things. You might fall short with some, but you might surprise yourself at what you succeed at.”



Ellen Lewis
4 Star Director
Cuyahoga Falls, OH



Edith Esperanza Garcia
5 Star Director
Friendswood, TX

I am part of Tupperware because it has changed my life and the one of many others. I have the opportunity to work on my own schedule and from anywhere. I've traveled all around the US With my family, so I've been in every state of country visiting my Directors and the teams they've developed. I'm very proud of this business opportunity that Tupperware offers me - it's a good fit for people looking for extra income. I've received each month a great amount of earnings, in fact, the biggest pay check that I've earned was for \$100,000 in only one month, I can remember it as if it were yesterday.

People are still surprised after all these years when they know Tupperware still exists because it reminds them about their childhood along with their moms and grandmas. I love how my host and guests have fun at the Tupperware party, so I make sure to book my calendar with as many online or in person parties possible. I also make fun games to encourage the guest to host their own party.

I create and upload reels to recruit and sell products using platforms as TikTok and Facebook. It's an endless work with ups and downs. If you work with love and passion every day, you will get excellent results. The secret to success and become your best version is "getting in love of what you do". Believe in you and anything will be possible. Wake up the genius inside you and you'll be surprised how unstoppable you can be.”

PAY YOURSELF A BONUS

OUR PERSONAL SALES VOLUME BONUS (PSVB) REWARDS YOU FOR SUBMITTING SALES IN LEVELS TIED TO OUR \$500 STANDARD PARTY. DON'T FORGET THIS IS IN ADDITION TO YOUR 25% RETAINED PROFIT ON YOUR SALES.

At 8 standard parties in a sales month, you get an extra awesome bump as you enter the Party Pro levels.

SALES	STANDARD PARTIES	PSVB
\$1,500	3	\$50
\$2,000	4	\$100
\$2,500	5	\$150
\$3,000	6	\$200
\$3,500	7	\$250
\$4,000	8	\$400
\$4,500	9	\$450
\$5,000	10	\$500

Note: Qualification is based on the standard party amount of \$500 (and can also be achieved by meeting or exceeding the equivalent in total personal sales during the qualification period). The Personal Sales Volume Bonus has no cap. Add \$50 for every standard party (\$500) over \$5,000.



BEGIN NOW.

Start sharing the Opportunity! Becoming a party pro may come easier to some than others, but move at the pace that best suits you. Then begin building your team. Others will see the fun you're having (and, of course, the perks) and want to jump on board, too! That's when the benefits for you start to increase even more.

BEGIN NOW

SHARING THE OPPORTUNITY

Think about who you know who would like to make more money, be part of our sustainability mission, have more flexibility in their work or just wants to try something new to meet/connect with more people.

WHAT TO LOOK FOR

Your next discovery can be anyone! Look for the following qualities:

- Great smile
- Outgoing spirit
- Inquisitive about the products
- Engaged in your message

WHAT TO LISTEN AND LOOK FOR

"It's the fine art of listening to people and identifying what you see possible for them."

- What's going on in their lives
- What's important to them
- Wants to make extra money
- Absolutely loves the product

WHERE TO FIND THEM

- Your parties
- Your server at the restaurant
- Your friends/family
- Your VIP group members
- Your social media followers
- Your game night

WORD CHOICES

Now that you know where to look and who you're looking for, spread the Tupper-word. Challenge yourself to engage in conversation and start by giving genuine compliments. Feel free to use the examples below to get you started (add your flair to make the conversation your own) and share the Tupperware Opportunity.

DON'T FORGET TO SHARE YOUR EXPERIENCE WITH YOUR TEAM AND EXCHANGE BEST PRACTICES.

1 How to Start the Conversation

Start with compliments and continue to engage in casual conversation and small talk.

"The service you provided today was excellent."

"It's been a while since I've seen you!"

"I love this area! Do you live nearby?"

2 How to Incorporate the Tupperware Opportunity

Ask big questions to learn more about them:

"Have you seen Tupperware lately? What's your favorite product?"

"Do you have kids?" Depending on their age: "Are they in sports? Are you ready for back to school or college?"

3 How to Engage Using Powerful Keywords

"How much you will make and how far you will go is up to you."

4 How to Close and Gain a Commitment

"It sounds like this could be a great fit for you and your family. I'd love to meet you for coffee and tell you more. When can we get together?"

FOR MORE INFORMATION, WORD CHOICES, AND TIPS ON WHAT TO LISTEN AND LOOK FOR, VISIT THE KNOWLEDGE CENTER IN TUPPNOW.





GO FOR MORE.

As your your team begins to grow,
your perks just keep getting sweeter,
like additional commission, all-
expenses-paid trips, qualifying to drive
a car and more!

WHAT'S TO LOVE ABOUT GROWING IN TUPPERWARE?

When you're looking for an opportunity to advance your career while maintaining flexibility and control (and having a ton of fun along the way), look no further than the original party people.

No matter your reason for starting your Tupperware business, we're glad you're here. We want to make sure you know the full opportunity and benefits available to you as an Independent Consultant.

There are so many reasons to love what you do as you build your business and share your success with others along the way. And with that growth comes more rewards and more opportunities.



AS A NEW CONSULTANT you will be automatically enrolled in our onboarding program, Confident Start. This program helps you party with confidence. Earn awards that help your business goals, access specific training to your career level in TuppNow to help build your confidence and business, and get paid while having fun!



FOR THE NEW MANAGER The New Manager Program is a 3 month program that begins the first month in which your Manager title is effective. Earn exclusive awards when achieving unit goals, there is even an opportunity to earn a cash bonus and an Apple iPad!

YOU CAN BE DRIVING ONE OF THESE AS A DIRECTOR IN THE WHAT'S YOUR DRIVE? CAR PROGRAM.



MANAGERS



Retain 25% profit on your sales



Potential bonuses totaling to \$350 (\$150-\$200)



2-4% Profit Plus on your unit sales



Monthly Executive Manager Bonus (\$150)



\$60-\$210+ monthly Vanguard Bonus



PLUS more opportunities to earn trips and recognition!



DIRECTORS



Retain 25% profit on your sales



One-Time Step Up Bonus (up to \$1,000)*



6-8% Profit Plus on your team sales



Participation in programs like WOW and What's Your Drive? Car Program



PLUS more opportunities to earn trips and recognition!

*First Time Director Bonus: Receive a \$500 one-time cash bonus when you first step up to Director and an opportunity to earn the rest when you meet qualifications for Director during your first 5 months.



ORGANIZATION LEADERS



Retain 25% profit on your sales



Director Development Bonus (up to \$2,000-\$3,000)**



6-8% Profit Plus on your team sales



Add 8.5% Leadership commission on promoted Director team sales



Participation in programs like WOW and What's Your Drive? Car Program



PLUS more opportunities to earn trips and recognition!

**Director Development Bonus: Receive a \$1,000 cash bonus when you step up a first time Director and an opportunity to earn the rest when both of you meet qualifications during their first 5 months.

SO, WHAT'S IT TAKE TO GET THERE?

Growing in Tupperware and earning more pay and perks along the way really breaks down into partying big and inviting others to do the same. There's really no feeling in the world like helping others believe in themselves, no matter their goals.

Here's how to achieve each of the following Tupperware career levels:




MANAGER

In any given sales month:

- 6+ standard unit parties** (\$3,000+ in unit sales)
Unit sales are your sales plus the sales of the 3 levels below you.
- 1+ standard personal parties** (\$500+ in personal sales)
- 3+ active** personally recruited level 1 unit members*

*Active with \$350 or more in personal sales in a rolling 4-month period.



STAR MANAGER

In any given sales month:

- 12+ standard unit parties** (\$6,000+ in unit sales)
- 1+ standard personal parties** (\$500+ in personal sales)
- 6+ active** personally recruited level 1 unit members*



EXECUTIVE MANAGER

In any given sales month:

- 18+ standard unit parties** (\$9,000+ in unit sales)
- 1+ standard personal parties** (\$500+ in personal sales)
- 9+ active** personally recruited level 1 unit members*



DIRECTOR

Complete 3-month DIQ Program:

- 66+ standard Dream Team parties**** (\$33,000+ in cumulative Dream Team sales) within 3 consecutive sales months
- 1+ standard personal parties** (\$500+ in personal sales)
- 2+ Managers** in your Dream Team, defined as 2+ members of your Dream Team achieving qualifications to be paid as Managers OR achieving the qualifications to step up to Manager or above (though their title will be effective the following month) in your last qualifying month of DIQ
- 9+ active** personally recruited level 1 unit members*

See the Career Guide to find out how to qualify for DIQ.

**Dream Team sales are your unit sales plus the sales of all levels below you, excluding the teams of any downline Directors and the units of any downline Managers who have completed 1 month of qualifying sales in the DIQ Program. Their first month of qualifying sales will count toward both of your individual Dream Team sales for both your and their DIQ Programs.



STAR DIRECTOR (first level of Organization Leader Levels)

In any given sales month:

- Promote 1** first-generation Director
- \$11,000** in Team Sales (Team sales are your sales plus the sales of all levels below you, excluding the teams of any downline Directors.)
- 1+ standard personal parties** (\$500+ in personal sales)



JOIN IN ON THE
TUPPERWARE FAMILY
FUN! VISIT US AT:



/tupperwareusca &
tupperwaresalesforceusca



@tupperwareusca



@TupperwareUSandCanada



@tupperwareusa



STAY CONNECTED

for important information,
including offers, promotions,
recognition and more!



MYOFFICE. TUPPERWARE.COM

Find important information about catalogs, monthly brochures, short-term promotions, product knowledge, training and more.



SALES FORCE FACEBOOK PAGE

Follow our Facebook page geared toward our Independent Consultants at Facebook.com/TupperwareSalesForceUSCA. You'll enjoy weekly training, the scoop on the latest important news and a chance to connect with other Independent Consultants.



TUPPNEWS

You're automatically signed up to receive this email each week. Includes important info, ranging from the latest Host and customer offers to the incredible awards you can earn. TuppNews can also be viewed any time in TuppNow.



TUPPNOW

The complete library and how to's of your Tupperware business. Here, you can complete Tasks to learn more, watch quick tutorial videos on how to set up and submit party orders, learn about the incredible products and recipes, and of course tips for booking and recruiting as well. When you have time, complete the Tasks and browse the Knowledge Center.



THE TUPPERWARE FAMILY

Connect with the consultant who recruited you, as well as your upline of Directors and Business Leader. Set up some time to talk Tupperware, discuss your goals and create your plan. Ask about team meetings, team social media groups to join, etc. There's always a place to learn more, ask questions, and join others working towards that something more.



TUPPSOCIAL

As part of a Pro or Premium My.Tupperware account, access TuppSocial with tons of unique branded Tupperware content, as well as fun lifestyle content, an easy-to-use social scheduling platform and more.

HEAR THAT “CHA-CHING” WHEN YOU GO DIGITAL

WITH NEW SITE PLANS THAT SET YOU UP FOR SUCCESS

We offer multiple website options to help you find the version that best suits your needs, as well as the needs of your business.

WEBSITE SUBSCRIPTIONS	BASIC	PRO	PREMIUM
	FREE	\$10.99	\$16.99
BACK OFFICE			
Home Office News	★	★	★
Website Support	★	★	★
Tasks	★	★	★
Email Notifications	★	★	★
Reports	★	★	★
TuppSocial		★	★
YOUR WEBSITE			
Accept Online Orders	★	★	★
Lead Capture	★	★	★
Consultant Finder**		★	★
TuppSocial		★	★
Zoom Video Conferencing			★

For more information and to choose your website plan, stop by MyOffice.Tupperware.com. If you're a new Independent Consultant logging in for the first time, you'll need your 11-digit ID as your temporary username and the last four digits of your social security number as your temporary password. If you've already enrolled in a plan and have decided to upgrade it, visit the "Manage Subscription" heading under the main hamburger menu.

*Enrollment in the Pro plan includes a 90-day free trial. Payment information will be gathered, but no charge will occur until the 90-day trial period has elapsed. Enrollment in a Basic plan does not include a 90-day Pro free trial. Only those who enroll in the Pro option will be eligible for the 90-day free trial.

** When you have a Pro or Premium account and achieve \$500 in personal sales the previous sales month, you'll be searchable when new customers are looking for an Independent Consultant near them on Tupperware.com.

SIGN UP FOR YOUR TUPPCARD BY PAYQUICKER

You will receive your Tupperware commissions on the TuppCard by PayQuicker, the fastest, easiest way to make your Tupperware purchases.

The TuppCard by PayQuicker provides each Independent Consultant with an insured bank account (Tupperware commission account) and debit card for their business. We use the term "TuppCard by PayQuicker" to refer to both an account as well as a virtual/physical card for use.

As soon as funds are deposited, you'll have immediate access for purchases using the virtual card in your mobile wallet or physical Visa card in person. Funds can also be transferred to a personal bank account, linked to PayPal/Venmo or withdrawn at an ATM. If transferring out to a personal/business account, the normal time frame is 1 to 5 business days, depending on your bank.

You can check your balance at any time by logging in to your TuppCard account. You can also use the mobile app for iOS and Android. Please look for MyPayQuicker Mobile in the app store.



The app has limited functionality compared to the desktop version, but you will be able to see the overview of your balance and transaction history.

You received an email invitation to register for the TuppCard by PayQuicker when you joined. Once you have a registered account, you can then access your account at Tupperware.MyPayQuicker.com.

INSTANT	Instant access to funds. Access your commission immediately.
MOBILE	Pay for goods and services digitally by using the wallet on your mobile device; compatible with Apple Pay, Google Pay and Samsung Pay.
FLEXIBLE	Use the TuppCard just as you would a Visa card online or in person.

To learn more about fees and other TuppCard details, visit the Knowledge Center in TuppNow at MyOffice.Tupperware.com.




OUR GUARANTEE

Tupperware® products are built to last, but we know things don't always go as planned. We're proud to back our durable products with an extensive warranty. To submit a warranty request, please contact your Tupperware® Independent Consultant. Please see www.tupperware.com/pages/warranty for full details on the product warranty.


LIMITED LIFETIME WARRANTY:

Tupperware® brand products are warranted by Tupperware against chipping, cracking, breaking, or peeling under normal non-commercial use for the lifetime of the product.

QUALITY WARRANTY:

Products in this catalog marked with the  symbol are warranted to be free of manufacturing defects for one year.

30-DAY WARRANTY:

Products in this catalog marked with the  symbol are warranted to be free of manufacturing defects. If you receive a product you believe to be defective, contact us within 30 days of purchase for a free replacement.

TUPPERWARE® DAILY UNIVERSAL COOKWARE, CHEF SERIES II COOKWARE, ULTRAPRO OVENWARE, MICROWAVE PRESSURE COOKER, UNIVERSAL KNIVES, MICROPRO® GRILL SET, PORTIONING SCOOPS:


These products carry a Limited Lifetime Warranty against defects in material or workmanship under normal or household non-commercial use and cared for in accordance with instructions, and certain actions will invalidate your warranty.

If, due to unavailability, actual product replacement cannot be made, comparable product replacement will be made, or credit toward future purchases of Tupperware® brand products will be given.

Voucher redemptions and warranty replacement parts and items are subject to shipping and handling charges.

© 2023 Tupperware. All rights reserved. Trademarks used herein are the property of their rightful owner.

OUR SEALS



ROUND SEAL


The classic round seals are 100% airtight, that's why they are perfect for storing cooked meals in the refrigerator, dry foods that need to avoid contact with oxygen, and transporting liquid foods without risk.

HOW TO PLACE THE CLASSIC ROUND SEAL:

- Place the groove of the seal on the rim of the container.
- Press the seal with your thumbs all the way around the entire container until it is completely closed.
- Then remove the excess air by lifting the seal slightly with the help of its tab while pressing the center.

HOW TO REMOVE IT:

- Grasp the tab of the seal between thumb and forefinger and pull upwards and backwards while holding the center of the seal.



SQUARE/RECTANGULAR SEAL



Rectangular or square seal allow air to enter and exit, that's why they are perfect for storing raw food that require contact with oxygen, such as meat, cold meat, fruits and vegetables in the refrigerator. This type of airtight containers are not suitable for transporting liquids

HOW TO PLACE THE SQUARE/RECTANGULAR SEAL:

- Place the seal groove over the rim of the container.
- Press firmly on one of the corners and, keep pressuring, slide your thumbs over the top of the rim towards the opposite corners until you reach the fourth corner to finish closing the container.

HOW TO REMOVE IT:

- Lift the seal at one of the corners and then lift the other corners one by one. Finally remove the seal.



CUSTOMER CARE IS ALSO HERE TO HELP YOU.

We are available during the following hours:

1.888.921.7395

Monday–Friday, 8:30 am–11:59 pm Eastern Time (except during the last Wednesday of each sales month when we are open 10 am–1 am Eastern Time) and Saturday 9 am–6 pm Eastern Time.

